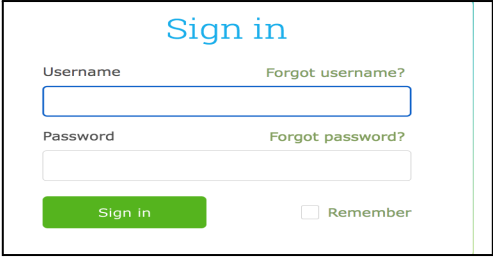
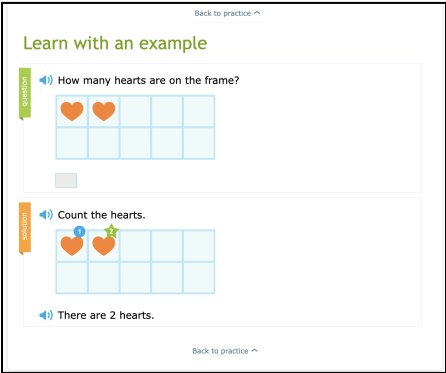
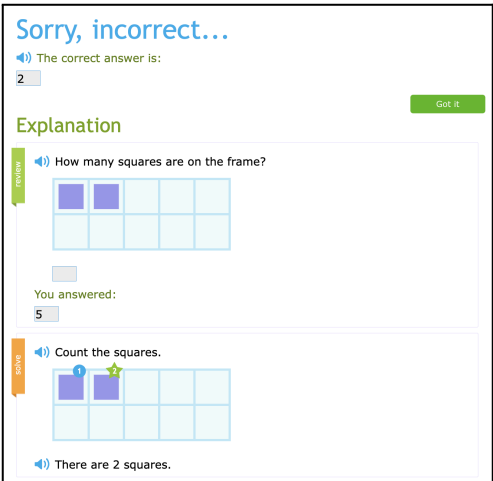
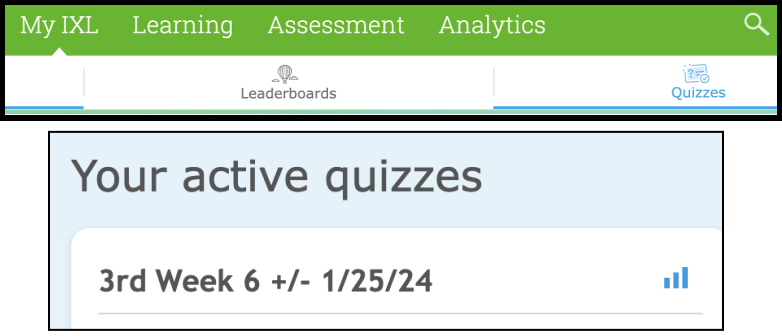
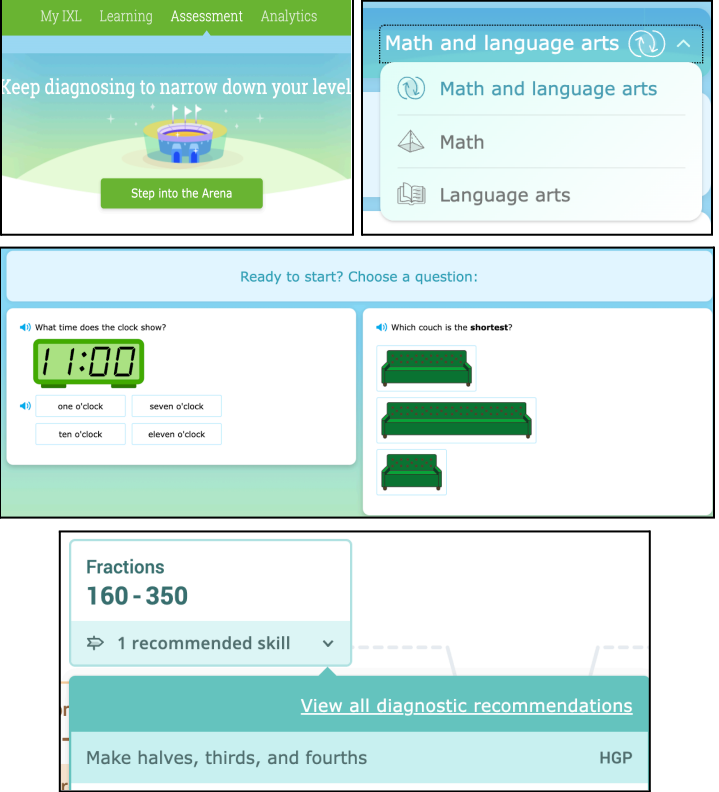


Student View:

Resource	Purpose	How to Access	Click Here ↓
Logging In	To access your iXL account.	1. Students log in everytime with their own username@orozco and password.	
Learn with an Example	Students can learn using an example which iXL includes for each skill.	1. Students can use their headphones if they need to listen to a story, learn with an example, look at a video to help them solve or answer a question .	
Explanation	After submitting a wrong answer, students can read or listen to the explanations of why they got the answer wrong. This section really helps them understand and learn from their mistakes.	1. Students can read or listen to the explanations of why they got the answer wrong.	

<p>Take a Quiz</p>	<p>Students use the quizzes feature to take quizzes you've created for them.</p>	<ol style="list-style-type: none"> 1. Go to MyiXL. 2. Click on Quizzes. 3. Click on the quiz you assigned to them. <p>*Note: iXL cannot lock a student's screen like Google Forms.</p>	 <p>The screenshot shows the top navigation bar with 'My iXL', 'Learning', 'Assessment', and 'Analytics'. Below the navigation bar are 'Leaderboards' and 'Quizzes' icons. The main content area is titled 'Your active quizzes' and displays '3rd Week 6 +/- 1/25/24' with a bar chart icon.</p>
<p>Diagnostic</p>	<p>Students use the adaptive diagnostic to show their instructional level in Math and/or Language Arts.</p>	<ol style="list-style-type: none"> 1. Go to Assessment. 2. Then, click Step into the Arena. 3. In the top right corner, instruct students to click on the subjects you want them to focus on. 4. Afterwards, they choose the question they want to answer. 5. If they do not know the answer to a question, they can click the blue text in the bottom right hand corner where it says I don't know this yet. 6. The diagnostic will continue until they have an exact level and recommended skills, which will automatically show up in the student's Assessment area. Students can continue to engage in this throughout the year in order for it to stay updated. 	 <p>The first screenshot shows the 'Step into the Arena' button on a green background with the text 'Keep diagnosing to narrow down your level'. The second screenshot shows a subject selection menu with 'Math and language arts', 'Math', and 'Language arts'. The third screenshot shows a question: 'What time does the clock show?' with a digital clock displaying '11:00' and four multiple-choice options: 'one o'clock', 'seven o'clock', 'ten o'clock', and 'eleven o'clock'. Below this, another question asks 'Which couch is the shortest?' with three couch images. At the bottom, a 'Fractions' section shows a range of '160 - 350', '1 recommended skill', and a button to 'View all diagnostic recommendations'.</p>

Games

Students can practice their learnings with PK-5 interactive games. This is also a great tool to use during a lesson on an interactive board.

1. Go to **Learning**.
7. Then, click **Games**.
8. Students can choose, or you can direct them to, games on their level.

Fourth grade games

Make learning fun with these educational math games!



100 Snowballs!



Adventure Man
Dungeon Dash - Prime



Adventure Man and the
Counting Quest



Base Ten Fun